

Sample Name: Hemp Glory Standard Hemp Oil

Lab Sample ID:

LIMS Sample ID: 180612N003

Batch #:

Sample Metrc ID:

Sample Type: Infused, Other

Batch Count:

Sample Count:

Unit Volume: 30 Milliliters per Unit

Date Collected: 06/12/2018

Date Received: 06/12/2018

Tested for: Hemp Glory

License #:

Address:

Produced by:

License #:

Address:

Overall result for batch:

Moisture Test Results

Moisture	% NT	Action Limit %

Cannabinoid Test Results

06/15/2018

Cannabinoid analysis utilizing High Performance Liquid Chromatography (HPLC, QSP 5-4-4-4)

	mg/mL	%	LOD mg/mL	LOQ mg/mL
THC	ND	ND	0.000034	0.001
THCa	ND	ND	0.000066	0.001
CBD	11.638	1.1638	0.000057	0.001
CBDa	ND	ND	0.000038	0.001
CBN	ND	ND	0.000029	0.001
CBDV	0.779	0.0779	0.000065	0.001
CBDVa	ND	ND	0.00003	0.001
CBG	0.388	0.0388	0.000086	0.001
CBGa	ND	ND	0.000072	0.001
THCV	0.925	0.0925	0.000035	0.001
Δ8 - THC	ND	ND	0.000083	0.001
CBC	ND	ND	0.000095	0.001

Sum of Cannabinoids: 13.730 1.373 411.900 mg/Unit

Total THC ($\Delta 9\text{THC} + 0.877 * \text{THCa}$) ND ND ND
Total CBD ($\text{CBD} + 0.877 * \text{CBDa}$) 11.638 1.1638 349.140 mg/Unit

Residual Solvent Test Results

Residual Solvent analysis utilizing Gas Chromatography - Mass Spectrometry (GC - MS)

	µg/g	Action Limit µg/g	LOD µg/g	LOQ µg/g
1,2-Dichloroethane	NT			
Benzene	NT			
Chloroform	NT			
Ethylene Oxide	NT			
Methylene chloride	NT			
Trichloroethylene	NT			
Acetone	NT			
Acetonitrile	NT			
Butane	NT			
Ethanol	NT			
Ethyl acetate	NT			
Ethyl ether	NT			
Heptane	NT			
Hexane	NT			
Isopropyl Alcohol	NT			
Methanol	NT			
Pentane	NT			
Propane	NT			
Toluene	NT			
Total Xylenes	NT			

Terpene Test Results

Terpene analysis utilizing Gas Chromatography - Flame Ionization Detection (GC - FID)

	mg/g / %		mg/g / %
α Bisabolol	NT	α Terpinene	NT
α Pinene	NT	Linalool	NT
3 Carene	NT	Limonene	NT
Borneol	NT	Myrcene	NT
β Caryophyllene	NT	Fenchol	NT
Geraniol	NT	α Phellandrene	NT
α Humulene	NT	Caryophyllene Oxide	NT
Terpinolene	NT	Terpineol	NT
Valencene	NT	β Pinene	NT
Menthol	NT	R-(+)-Pulegone	NT
Nerolidol	NT	Geranyl Acetate	NT
Camphene	NT	Citronellol	NT
Eucalyptol	NT	p-Cymene	NT
α Cedrene	NT	Ocimene	NT
Camphor	NT	Guaiol	NT
(-)-Isopulegol	NT	Phytol	NT
Sabinene	NT	Isoborneol	NT
γ Terpinene	NT		

Total Terpene Concentration: NT

Microbiological Test Results


PCR and fluorescence detection of microbiological impurities

	Action Limit
Shiga toxin-producing Escherichia coli	NT
Salmonella spp.	NT
Aspergillus fumigatus	NT
Aspergillus flavus	NT
Aspergillus niger	NT
Aspergillus terreus	NT

Sample Certification



Scan to verify at sclabs.com


Josh Wurzer, President
Date: 06/17/2018

Sample Name: Hemp Glory Standard Hemp Oil

Lab Sample ID:

LIMS Sample ID: 180612N003

Batch #:

Sample Metrc ID:

Sample Type: Infused, Other

Batch Count:

Sample Count:

Unit Volume: 30 Milliliters per Unit

Date Collected: 06/12/2018

Date Received: 06/12/2018

Tested for: Hemp Glory

License #:

Address:

Produced by:

License #:

Address:

Overall result for batch:

Pesticide Test Results

Pesticide, Fungicide and plant growth regulator analysis utilizing HPLC-Mass Spectrometry and GC-Mass Spectrometry

	µg/g	Action Limit µg/g	LOD µg/g	LOQ µg/g
Abamectin	NT			
Acephate	NT			
Acequinocyl	NT			
Acetamiprid	NT			
Azoxystrobin	NT			
Bifenazate	NT			
Bifenthrin	NT			
Boscalid	NT			
Captan	NT			
Carbaryl	NT			
Chlorantraniliprole	NT			
Clofentezine	NT			
Cyfluthrin	NT			
Cypermethrin	NT			
Diazinon	NT			
Dimethomorph	NT			
Etoxazole	NT			
Fenhexamid	NT			
Fenpyroximate	NT			
Fonicamid	NT			
Fludioxonil	NT			
Hexythiazox	NT			
Imidacloprid	NT			
Kresoxim-methyl	NT			
Malathion	NT			
Metalaxyl	NT			
Methomyl	NT			
Myclobutanil	NT			
Naled	NT			
Oxamyl	NT			
Pentachloronitrobenzene	NT			
Permethrin	NT			
Phosmet	NT			
Piperonylbutoxide	NT			
Prallethrin	NT			
Propiconazole	NT			
Pyrethrins	NT			
Pyridaben	NT			
Spinetoram	NT			
Spinosad	NT			
Spiromesifen	NT			
Spirotetramat	NT			
Tebuconazole	NT			
Thiamethoxam	NT			
Trifloxystrobin	NT			

Pesticide Test Results


Pesticide, Fungicide and plant growth regulator analysis utilizing HPLC-Mass Spectrometry and GC-Mass Spectrometry

	µg/g	Action Limit µg/g	LOD µg/g	LOQ µg/g
Aldicarb	NT			
Carbofuran	NT			
Chlordane	NT			
Chlorfenapyr	NT			
Chlorpyrifos	NT			
Coumaphos	NT			
Daminozide	NT			
DDVP (Dichlorvos)	NT			
Dimethoate	NT			
Ethoprop(hos)	NT			
Etofenprox	NT			
Fenoxycarb	NT			
Fipronil	NT			
Imazalil	NT			
Methiocarb	NT			
Methyl parathion	NT			
Mevinphos	NT			
Pacllobutrazol	NT			
Propoxur	NT			
Spiroxamine	NT			
Thiacloprid	NT			

Sample Certification



Scan to verify at sclabs.com


 Josh Wurzer, President
 Date: 06/17/2018

Sample Name: Hemp Glory Standard Hemp Oil

Lab Sample ID:

LIMS Sample ID: 180612N003

Batch #:

Sample Metrc ID:

Sample Type: Infused, Other

Batch Count:

Sample Count:

Unit Volume: 30 Milliliters per Unit

Date Collected: 06/12/2018

Date Received: 06/12/2018

Tested for: Hemp Glory

License #:

Address:

Produced by:

License #:

Address:

Overall result for batch:

Label Claim Test Results

Cannabinoids

Description	Claim	Actual	RPD	Fail Limit
N/A	N/A	N/A	N/A	N/A


Terpenoids

Description	Claim	Actual	RPD	Fail Limit
N/A	N/A	N/A	N/A	N/A

Sample Certification



Scan to verify at sclabs.com


Josh Wurzer, President
Date: 06/17/2018